


YSHIELD® M6L-32 | Magnetic field shielding plate | 29x21 cm

For small areas or experiments. 20-33 dB shielding at 50 Hz.




YSHIELD® M6L-32

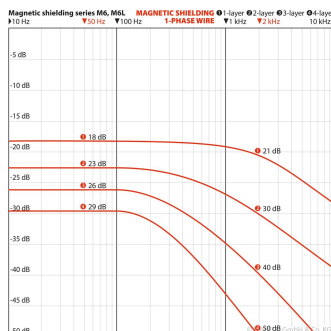
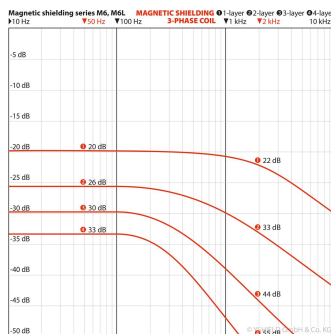


YSHIELD®
M6L-32

WARNING
SHARP EDGES
CUTTING RISK



YSHIELD® M6L-32



M6L-32 is a magnetic field shielding plate for shielding low frequency magnetic fields, **permanently protected from environmental influences on both sides with a laminating film.** It is therefore extremely durable, and can be used e.g. on a flat roof or under floor structures. Single-layer processing has the best price/performance ratio, for higher magnetic flux densities, multi-layer processing is required. For this product, we have **connected 6 very thin shielding foils together**, because several thin layers provide better shielding than one thick sheet.

It is suited for **small surfaces in a domestic environment**, as well as for **large surfaces in construction, trade or industry.** Additionally there are various application possibilities in **cars, electric vehicles, vans, mobile homes, campers.**

Technical data

- **Size: 29 x 21 cm (shielding surface);** 31 x 23 cm (total product)
- Thickness: 0.5 mm
- **Attenuation magnetic fields (Three-phase 50 Hz): Single-layer 20 dB (89.4 %), two-layer 26 dB (94.8 %), three-layer 30 dB (96.9 %), four-layer 33 dB (97.7 %)**
- Attenuation magnetic fields (Single-phase 50 Hz): Single-layer 18 dB (87 %), two-layer 23 dB (93.1 %), three-layer 27 dB (95.4 %), four-layer 29 dB (96.6 %)
- Attenuation magnetic fields (Static): DC consumers, earth magnetic field, permanent magnets are shielded in a range from 15 % (single-layer) to 58 % (four-layer)
- Minimum bending radius: 20 cm
- For reasons of innovation, we do not declare ingredients and magnetic key figures. **The high-tech material has a high initial permeability and high saturation induction from 5 Hz to 50 kHz.** In addition, static magnetic fields at 0 Hz are shielded, as are electromagnetic fields up to 40 GHz.

Processing

Attention: The M6L-series can be cut with high-quality scissors! The cutting edges are as sharp as knives and need to be protected (e.g. with fabric tape) immediately after cutting! Use cut-resistant gloves during processing! We recommend planning the installation of the plates in a way that you do not have to cut them! Pay attention with larger wall spaces that the plates are a water vapour barrier.

Application: Choose an adhesive that can bond the laminating film made of PET (polyethylene terephthalate). There are high viscosity mounting adhesives for e.g. solid substrates or flexible plastic adhesives for gluing, e.g. underneath carpets in cars. Follow the instructions of the glue manufacturer.

Application using a stapler or nailer: If the substrate is suitable, we recommend using an electric stapler or nailer. For one layer including overlap, a medium-priced electric tacker is sufficient; for two or more layers, you will need a professional nailer. The shielding surface must overlap by at least 2 cm.

Multilayer installation: Always install the plates in an offset position - the surface is to cover the overlapping underneath.

Grounding

When shielding magnetic fields, also pay attention to the electric fields. Grounding must be carried out to prevent the spread of electric fields. The M6L series is fully laminated, but there is still a solution for contacting: Stick our GSX10 or GSX50 grounding tape to all surfaces. Staple or nail through the grounding tape. The **staples or nails make contact with the panel and grounding strap.** Further components can be found under "Grounding".

Laboratory & expert report

We have already invested in our **own professional EMV laboratory** years ago. We not only use it to create our laboratory screening reports but also to check each batch daily. Additionally, we have all our products checked by an **independent, well-respected expert.** Double checked for twice the safety. **Please find the reports above at the downloads.**

YSHIELD GmbH & Co. KG
94099 Ruhstorf, Germany
www.yshield.com
info@yshield.de